



TAKE CONTROL OF HEALING



REFERENCES


- 1. EWMA 2018 - Journal Wound Care - Use of Oxygen Therapies in Wound Healing
- 2. EWMA 2018 - JWC supplement - Advanced Therapies in Wound Management – Cells and Tissue Based Therapies, Physical and Biophysical Therapies, Smart and IT-Bases Technologies
- 3. Bali - These 1999 - Etude clinique et expérimentale du Pansement Bulle - Methode de cicatrisation et isolement des plaies par Isolateurs
- 4. Koh JH - Wound and practice and Research 2015 Vol 23 No2 - The relationship between periwound skin condition and VLU chronicity
- 5. McColl D - Int Journal of Surg 2007 Vol 5 - Real-time monitoring of moisture levels in wound dressing in vitro - an experimental study
- 6. De Abreu Chaves ME - Res Biomed Eng 2015 - Vol 31 No 1 - Evaluation of Healing of PU through thermography - a preliminary study
- 7. Dini V - Wounds 2015 Vol 27 No 10 - Correlation between wound temperature obtained with an infrared camera and clinical wound bed score in VLU
- 8. Gottrup F - Wounds Int 2017 Vol 8 No 4 - Oxygen therapies for wound healing - EWMA findings and recommendations
- 9. Kimmel HM - Wounds 2016 Vol 28 No 8 - The presence of O2 in Wound Healing
- 10. Yip W - Int Wound Journal 2015 Vo 12 - Influence of O2 on Wound Healing
- 11. Schneider LA - Arch Dermatol Res 2007 - Influence of pH on wound healing - a New perspective for wound-therapy
- 12. Power GD - Thesis Master of Science - Royal College of Surgeons 2016 - pH Exudate Composition and Temperature Measurement in Wounds - A systematic review
- 13. Velazquez OC - Advances in Wound Care 2012 Vol 1 No 6 - Oxygen - Implications of wound healing
- 14. Pour O2: Yip W - Int Wound Journal 2015 Vo 12 - Influence of O2 on Wound Healing

VISTACARE IS A MEDICAL DEVICE,
CE-MARKED TO PROMOTE THE HEALING OF WOUNDS OF THE LOWER LIMBS

www.vistacare-medical.com



+333 84 52 53 65
VistaCare Medical - France



2019 © www.tbtdesign.com

WEC*, A NOVEL APPROACH FOR THE TREATMENT OF WOUNDS :

VistaCare Concept allows for the control of 3 major parameters:¹⁻²⁻³
Moisture⁴⁻⁵, Temperature⁶⁻⁷ and Oxygen⁸⁻⁹⁻¹⁰⁻¹¹⁻¹²

VistaCare Concept recreates the native physico-chemical conditions of optimal wound environment.



OPTIMAL MOISTURE LEVEL

- If low => Promotes Cell Differentiation
- If elevated => Increases:
 - Granulation
 - Epithelialization
 - Oxygen transportation



OPTIMAL TEMPERATURE LEVEL

- 32 - 34°C which favours:
 - Vasodilatation: Increase in nutrient supply.
 - Debridement, especially in elevated moist wound environment.



OPTIMAL OXYGEN LEVEL

- Key role at each phase by regulating:
 - Angiogenesis
 - Proliferation of Fibroblasts
 - Collagen synthesis
 - Anti-Microbial Effects
- Oxygen transportation is favored in a moist wound environment.

MODULATING THE WOUND ENVIRONMENT NEEDS

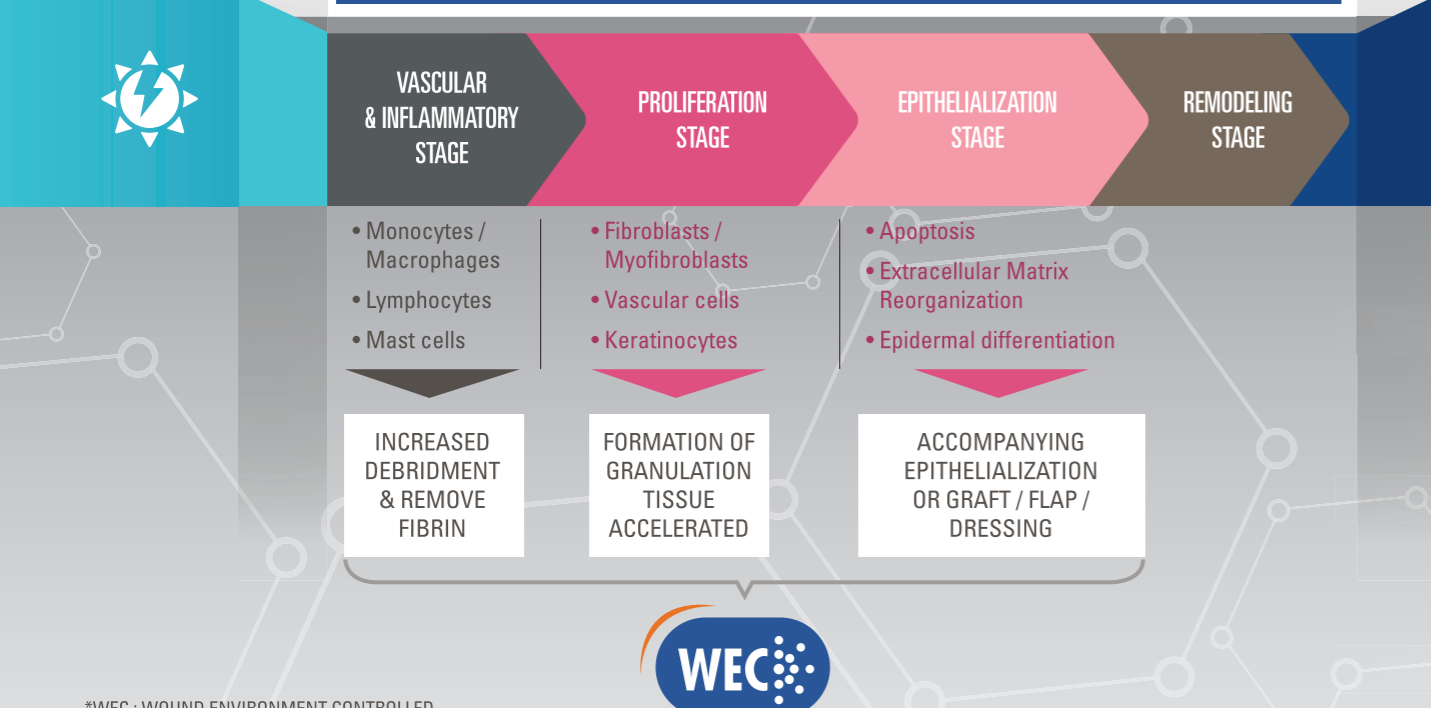
WITH VISTACARE

1 Single Chamber per patient. Chamber can be opened to carry out wound care.

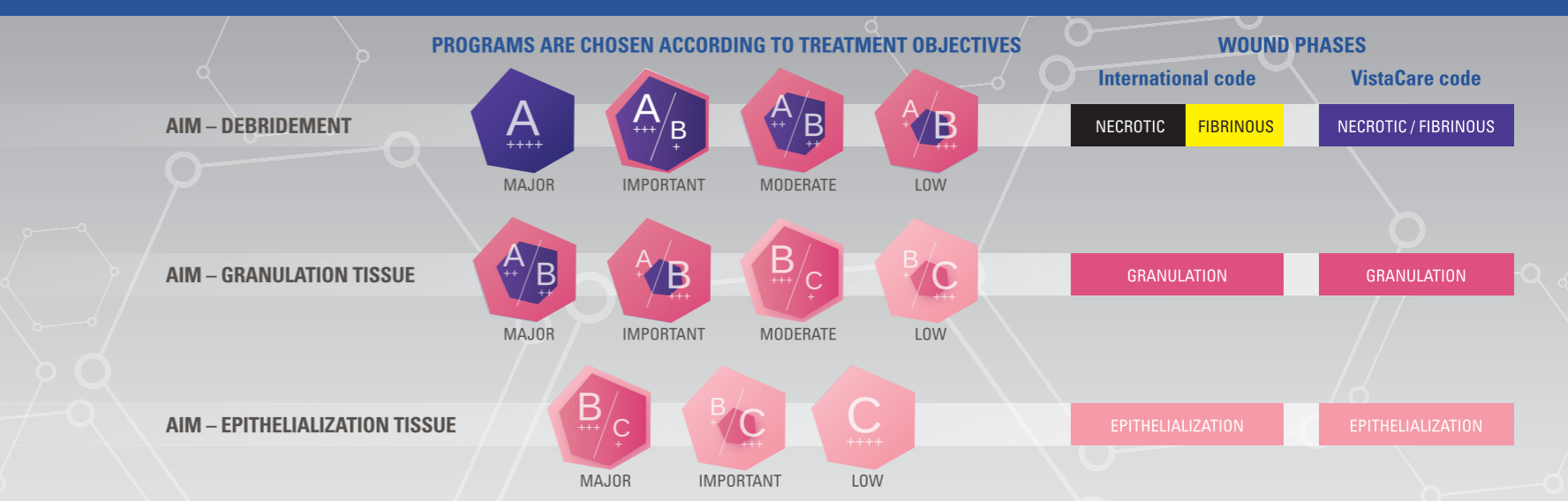
2 Generator with adaptable atmospheric pressure/values - protected by filters.

3 Navigation by touch interface provides the choices of the optimal phase of wound environment treatment.

VISTACARE ACCELERATES AND OPTIMISES THE 3 MAIN PHASES OF WOUND HEALING



8 TREATMENT PROGRAMS DELIVER OPTIMAL LEVELS OF MOISTURE, TEMPERATURE AND OXYGEN ADAPTABLE FOR EACH PHASE OF WOUND HEALING.



*WEC : WOUND ENVIRONMENT CONTROLLED

